



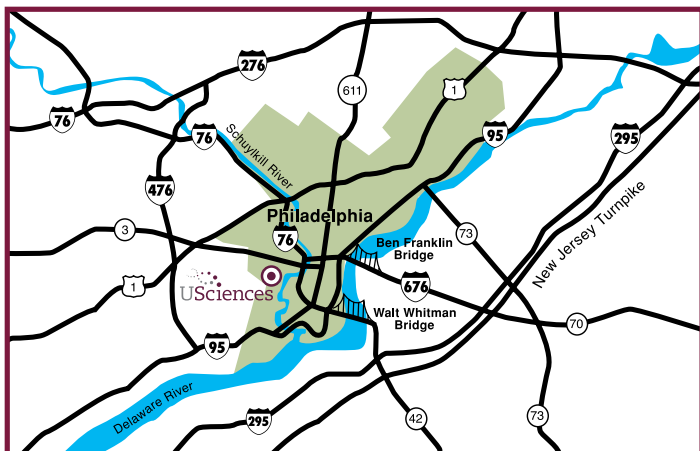




- 1 4100 Chester Ave. Offices
- 2 Alexandria Residence Hall
- 3 Alumni Hall
- 4 Athletic/Recreation Center (ARC)
- 5 Barnes & Noble™ University Bookstore
- 6 Central Utility Plant
- 7 D'Angelo Mall
- 8 Demonstration Garden/Outdoor Classroom
- 9 East Building
- 10 Glasser Hall
- 11 Goodman Residence Hall
- 12 Griffith Hall
- 13 Gunter Residence Hall
- 14 Kline Hall
- 15 Library
- 16 Mayes College
- 17 McNeil Athletic Fields
- 18 McNeil Graduate Study and Research Center
- 19 McNeil Science and Technology Center (McNeil STC)
- 20 Osol Residence Hall
- 21 Parenti Plaza
- 22 Pharmacology/Toxicology Center
- 23 Public Safety Office
- 24 Quad
- 25 Recreation Space
- 26 Rosenberger Hall
- 27 Shipping /Receiving
4140 Woodland Ave.
- 28 Starbucks®
- 29 Study Lounge
- 30 Whitecar Hall
- 31 Wilson Student Center, Dining and Residence Hall
- 32 Woodland Hall

- P** Parking
-  Academic Buildings
 -  Student Residences
 -  Route 11/36 Trolley Stops
 -  Route 13 Trolley Stops



Discounted travel and hotel arrangements

Call **1.877.88PHILA**, or visit **campusphilly.org** and click on the “Visitors” link.

From Anywhere via AMTRAK

Visit **amtrak.com** for routes and schedules. Arrive at Philadelphia’s 30th Street Station. Taxi to the University is approximately \$15. Or board the westbound SEPTA trolley (green line) #36 or #11 to Woodland Ave. and 43rd St. stop. Admission Office is located in Griffith Hall, on 43rd St., half block north of the trolley stop.

From Philadelphia International Airport via SEPTA

Visit **septa.org** for routes and schedules. Take SEPTA Airport Rail Line to Philadelphia’s 30th Street Station. Then board the westbound SEPTA trolley (green line) #36 or #11 to Woodland Ave. and 43rd St. stop. Admission Office is located in Griffith Hall, on 43rd St., half block north of the trolley stop.

From Philadelphia International Airport via Taxi

Approximate fare to USciences is \$30.

From Southern New Jersey via PATCO High Speed Line

Visit **ridepatco.org** for routes and schedules. Arrive at 8th and Market Street Station. Then board the westbound Market Frankford Elevated Line (blue line) to 30th Street Station. Take the westbound trolley (green line) #36 or #11 to Woodland Ave. and 43rd St. Admission Office is located in Griffith Hall, on 43rd St., half block north of the trolley stop.

From throughout Pennsylvania’s Bucks, Chester, Delaware, Montgomery, and Philadelphia counties

Visit **septa.org** for regional rail and bus routes and schedules.

Driving Directions

From the North

Take the Pennsylvania Turnpike to Exit 20 Mid-County. Merge onto I-476 South. Merge onto I-76 East. Exit I-76 at Exit 346B–University Ave. Keep right at the fork in the ramp, merging onto University Ave. At the fourth traffic light, make a left onto Baltimore Ave. Merge left onto Woodland Ave. Make a left onto 42nd St. and follow around to parking area on right.

From the West

Take the Pennsylvania Turnpike to Exit 326 Valley Forge Interchange. Merge onto I-76 East. Exit I-76 at Exit 346B–University Ave. Keep right at the fork in the ramp, merging onto University Ave. At the fourth traffic light, make a left onto Baltimore Ave. Merge left onto Woodland Ave. Make a left onto 42nd St. and follow around to parking area on right.

From the South

Take I-95 North. Merge onto I-76 West/Central Philadelphia. Exit I-76 at Exit 346B–University Ave. At the eighth traffic light, turn left onto Baltimore Ave. Merge left onto Woodland Ave. Make a left onto 42nd St. and follow around to parking area on right.

Via I-95 from the North or East

Take I-95 South to I-676 West/Central Philadelphia. Merge onto I-76 East. Exit I-76 at Exit 346B–University Ave. Keep right at the fork in the ramp, merging onto University Ave. At the fourth traffic light, make a left onto Baltimore Ave. Merge left onto Woodland Ave. Make a left onto 42nd St. and follow around to parking area on right.

From the New Jersey Turnpike

Take the New Jersey Turnpike to Exit 3. Follow signs for Philadelphia via the Walt Whitman Bridge. Merge onto I-76 West. Exit I-76 at Exit 346B–University Ave. At the eighth traffic light, turn left onto Baltimore Ave. Merge left onto Woodland Ave. Make a left onto 42nd St. and follow around to parking area on right.

Parking

Visitor parking is located in front of or behind the Athletic/Recreation Center (no. 4 on map). The Admission Office is located in Griffith Hall (no. 12 on campus map), Room 130. The Main Reception Area is located in Griffith Hall, Room 100.